

**Vorhandene Karten zum Set: J2\_10\_Allgemeine Anatomie: Situs**

Karten-Titel	erstmals enthalten in	zuletzt enthalten in



## Vorhandene Karten zum Set: J2\_D\_HK\_01-03

Karten-Titel	erstmalig enthalten in	zuletzt enthalten in
M. trapezius	J1_F_Schulter, Oberarm	J1_F_Schulter, Oberarm
M. levator scapulae	J1_F_Schulter, Oberarm	J1_F_Schulter, Oberarm
Mm. rhomboidei	J1_F_Schulter, Oberarm	J1_F_Schulter, Oberarm
M. latissimus dorsi	J1_F_Schulter, Oberarm	J1_F_Schulter, Oberarm
M. erector spinae	J1_E_Wirbelsäule, Stamm	J1_E_Wirbelsäule, Stamm
Mm. interspinales	J1_E_Wirbelsäule, Stamm	J1_E_Wirbelsäule, Stamm
Mm. spinales	J1_E_Wirbelsäule, Stamm	J1_E_Wirbelsäule, Stamm
Mm. rotatores breves	J1_E_Wirbelsäule, Stamm	J1_E_Wirbelsäule, Stamm
Mm. rotatores longi	J1_E_Wirbelsäule, Stamm	J1_E_Wirbelsäule, Stamm
M. multifidus	J1_E_Wirbelsäule, Stamm	J1_E_Wirbelsäule, Stamm
M. semispinalis	J1_E_Wirbelsäule, Stamm	J1_E_Wirbelsäule, Stamm
M. semispinalis cervicis	J1_E_Wirbelsäule, Stamm	J1_E_Wirbelsäule, Stamm
M. semispinalis capitis	J1_E_Wirbelsäule, Stamm	J1_E_Wirbelsäule, Stamm
Mm. intertransversarii	J1_E_Wirbelsäule, Stamm	J1_E_Wirbelsäule, Stamm
M. iliocostalis	J1_E_Wirbelsäule, Stamm	J1_E_Wirbelsäule, Stamm
M. longissimus	J1_E_Wirbelsäule, Stamm	J1_E_Wirbelsäule, Stamm
M. splenius capitis	J1_E_Wirbelsäule, Stamm	J1_E_Wirbelsäule, Stamm
M. splenius cervicis	J1_E_Wirbelsäule, Stamm	J1_E_Wirbelsäule, Stamm
M. rectus capitis posterior major	J1_E_Wirbelsäule, Stamm	J1_E_Wirbelsäule, Stamm
M. rectus capitis posterior minor	J1_E_Wirbelsäule, Stamm	J1_E_Wirbelsäule, Stamm
M. obliquus capitis inferior	J1_E_Wirbelsäule, Stamm	J1_E_Wirbelsäule, Stamm
M. obliquus capitis superior	J1_E_Wirbelsäule, Stamm	J1_E_Wirbelsäule, Stamm
M. serratus posterior superior	J1_E_Wirbelsäule, Stamm	J1_E_Wirbelsäule, Stamm
M. serratus posterior inferior	J1_E_Wirbelsäule, Stamm	J1_E_Wirbelsäule, Stamm
Fascia thoracolumbalis	J1_E_Wirbelsäule, Stamm	J1_E_Wirbelsäule, Stamm
Vertebra prominens	J1_E_Wirbelsäule, Stamm	J1_E_Wirbelsäule, Stamm
Uncovertebralgelenke	J1_E_Wirbelsäule, Stamm	J1_E_Wirbelsäule, Stamm
Cauda-equina-Syndrom	J2_D0_Spinale Reflexe und rad...	J2_D0_Spinale Reflexe un...
Radikuläres Syndrom L4	J2_D0_Spinale Reflexe und rad...	J2_D0_Spinale Reflexe un...
Radikuläres Syndrom L5	J2_D0_Spinale Reflexe und rad...	J2_D0_Spinale Reflexe un...
Radikuläres Syndrom S1	J2_D0_Spinale Reflexe und rad...	J2_D0_Spinale Reflexe un...





## Vorhandene Karten zum Set: J2\_A\_Situs\_11-13













Karten-Titel	erstmals enthalten in	zuletzt enthalten in
Lig. sacro-spinale	J1_A_Becken, Hüfte	J1_A_Becken, Hüfte
Lig. sacro-tuberale	J1_A_Becken, Hüfte	J1_A_Becken, Hüfte

## Vorhandene Karten zum Set: J2\_D\_HK\_17-19

Karten-Titel	erstmalig enthalten in	zuletzt enthalten in
A. carotis communis	J2_D_HK_04-06	J2_D_HK_04-06
A. carotis externa	J2_D_HK_04-06	J2_D_HK_04-06
Äste der A. carotis externa	J2_D_HK_04-06	J2_D_HK_04-06
A. pharyngea ascendens	J2_D_HK_04-06	J2_D_HK_04-06
A. laryngea superior	J2_D_HK_04-06	J2_D_HK_04-06
A. facialis	J2_D_HK_07-09	J2_D_HK_07-09
Äste der A. facialis	J2_D_HK_07-09	J2_D_HK_07-09
A. occipitalis	J2_D_HK_01-03	J2_D_HK_01-03
V. jugularis interna	J2_D_HK_04-06	J2_D_HK_04-06
N. laryngeus inferior	J2_D_HK_04-06	J2_D_HK_04-06
N. occipitalis minor	J2_D_HK_01-03	J2_D_HK_01-03
N. vagus	J2_D_HK_04-06	J2_D_HK_04-06
N. accessorius	J2_D_HK_01-03	J2_D_HK_04-06
Versorgungsgebiete des N. accessorius (XI)	J2_D_HK_01-03	J2_D_HK_04-06
R. internus n. laryngei superioris	J2_D_HK_04-06	J2_D_HK_04-06
R. externus n. laryngei superioris	J2_D_HK_04-06	J2_D_HK_04-06
N. hypoglossus	J2_D_HK_04-06	J2_D_HK_04-06
M. sternocleidomastoideus	J1_E_Wirbelsäule, Stamm	J1_E_Wirbelsäule, Stamm
M. digastricus	J2_D_HK_07-09	J2_D_HK_07-09
Platysma	J2_D_HK_07-09	J2_D_HK_07-09
M. trapezius	J1_F_Schulter, Oberarm	J2_D_HK_01-03
Ggl. stellatum [Ggl. cervicothoracicum]	J2_D_HK_04-06	J2_D_HK_04-06
Stellatum-Blockade	J2_D_HK_04-06	J2_D_HK_04-06

## Vorhandene Karten zum Set: J2\_D\_HK\_10.1

Karten-Titel	erstmals enthalten in	zuletzt enthalten in
A. carotis interna	J2_D_HK_04-06	J2_D_HK_04-06
A. vertebralis	J2_D_HK_01-03	J2_D_HK_01-03
Spatium subdurale	J2_D_HK_01-03	J2_D_HK_01-03
Arachnoidea mater	J2_D_HK_01-03	J2_D_HK_01-03
Spatium subarachnoideale [Subarachnoidalr...	J2_D_HK_01-03	J2_D_HK_01-03
Pia mater	J2_D_HK_01-03	J2_D_HK_01-03





# Vorhandene Karten zum Set: J2\_D\_HK\_10.2

Karten-Titel	erstmals enthalten in	zuletzt enthalten in
Foramen supraorbitale	J2_D_HK_07-09	J2_D_HK_07-09
Foramen infraorbitale	J2_D_HK_07-09	J2_D_HK_07-09
Foramen mentale	J2_D_HK_07-09	J2_D_HK_07-09

## Vorhandene Karten zum Set: J2\_D\_HK\_10.3

Karten-Titel	erstmalig enthalten in	zuletzt enthalten in
N. glossopharyngeus	J2_D_HK_04-06	J2_D_HK_04-06
Versorgungsgebiete des N. glossopharynge...	J2_D_HK_04-06	J2_D_HK_04-06
N. vagus	J2_D_HK_04-06	J2_D_HK_17-19
Ganglion inferius n. vagi	J2_D_HK_04-06	J2_D_HK_04-06
Versorgungsgebiet des N. vagus (X) (Affere...	J2_D_HK_04-06	J2_D_HK_04-06
Versorgungsgebiet des N. vagus (X) (Efferen...	J2_D_HK_04-06	J2_D_HK_04-06
N. laryngeus inferior	J2_D_HK_04-06	J2_D_HK_17-19
N. accessorius	J2_D_HK_01-03	J2_D_HK_17-19
Versorgungsgebiete des N. accessorius (XI)	J2_D_HK_01-03	J2_D_HK_17-19
N. hypoglossus	J2_D_HK_04-06	J2_D_HK_17-19

## Vorhandene Karten zum Set: J2\_D\_HK\_11-13

Karten-Titel	erstmalig enthalten in	zuletzt enthalten in
A. meningeae anterior	J2_D_HK_10.1	J2_D_HK_10.1
A. meningeae media	J2_D_HK_10.1	J2_D_HK_10.1
A. meningeae posterior	J2_D_HK_10.1	J2_D_HK_10.1
A. carotis interna	J2_D_HK_04-06	J2_D_HK_10.1
N. petrosus major	J2_D_HK_10.3	J2_D_HK_10.3
N. petrosus minor	J2_D_HK_10.3	J2_D_HK_10.3
N. ophthalmicus	J2_D_HK_10.3	J2_D_HK_10.3
N. oculomotorius	J2_D_HK_10.3	J2_D_HK_10.3
R. superior n. oculomotorii	J2_D_HK_10.3	J2_D_HK_10.3
R. inferior n. oculomotorii	J2_D_HK_10.3	J2_D_HK_10.3
N. trochlearis	J2_D_HK_10.3	J2_D_HK_10.3
N. abducens	J2_D_HK_10.3	J2_D_HK_10.3
N. glossopharyngeus	J2_D_HK_04-06	J2_D_HK_10.3
Versorgungsgebiete des N. glossopharyngeus	J2_D_HK_04-06	J2_D_HK_10.3
N. vagus	J2_D_HK_04-06	J2_D_HK_10.3
N. accessorius	J2_D_HK_01-03	J2_D_HK_10.3
N. vestibulocochlearis (VIII)	J2_D_HK_10.3	J2_D_HK_10.3
N. trigeminus (V): intrakranieller Verlauf	J2_D_HK_10.3	J2_D_HK_10.3
N. facialis (VII): Kerngebiete	J2_D_HK_10.3	J2_D_HK_10.3
N. facialis (VII): intracerebraler Verlauf	J2_D_HK_10.3	J2_D_HK_10.3
N. (intermedio-)facialis (VII): intrakranieller Verlauf	J2_D_HK_10.3	J2_D_HK_10.3
HORNER-Syndrom	J2_D_HK_04-06	J2_D_HK_04-06
Foramen rotundum	J2_D_HK_10.2	J2_D_HK_10.2
Foramen ovale	J2_D_HK_10.2	J2_D_HK_10.2
Fissura orbitalis superior	J2_D_HK_10.2	J2_D_HK_10.2
Foramen spinosum	J2_D_HK_10.2	J2_D_HK_10.2
Canalis n. hypoglossi	J2_D_HK_10.2	J2_D_HK_10.2
Fissura orbitalis inferior	J2_D_HK_10.2	J2_D_HK_10.2
Porus acusticus internus	J2_D_HK_10.2	J2_D_HK_10.2
Foramen jugulare	J2_D_HK_10.2	J2_D_HK_10.2

## Vorhandene Karten zum Set: J2\_D\_HK\_20-21

Karten-Titel	erstmalig enthalten in	zuletzt enthalten in
A. subclavia	J2_D_HK_17-19	J2_D_HK_17-19
A. thyroidea inferior	J2_D_HK_17-19	J2_D_HK_17-19
A. laryngea inferior	J2_D_HK_17-19	J2_D_HK_17-19
R. superficialis a. transversa colli	J2_D_HK_01-03	J2_D_HK_01-03
R. profundus a. transversa colli	J2_D_HK_01-03	J2_D_HK_01-03
A. cervicalis profunda	J2_D_HK_01-03	J2_D_HK_01-03
A. vertebralis	J2_D_HK_01-03	J2_D_HK_10.1
V. subclavia	J2_D_HK_17-19	J2_D_HK_17-19
N. dorsalis scapulae	J2_D_HK_01-03	J2_D_HK_01-03
Truncus sympathicus (allgemeiner Aufbau)	J2_D_HK_04-06	J2_D_HK_04-06
Ganglion cervicale superius	J2_D_HK_04-06	J2_D_HK_04-06
Ganglion cervicale medium	J2_D_HK_04-06	J2_D_HK_04-06
Ganglion cervicale inferius	J2_D_HK_04-06	J2_D_HK_04-06
Truncus sympathicus (Verlauf)	J2_D_HK_04-06	J2_D_HK_04-06
Truncus sympathicus (Versorgungsgebiet)	J2_D_HK_04-06	J2_D_HK_04-06
N. phrenicus	J2_D_HK_17-19	J2_D_HK_17-19
Lamina praevertebralis fasciae cervicalis	J2_D_HK_17-19	J2_D_HK_17-19
Plexus brachialis	J2_D_HK_17-19	J2_D_HK_17-19
Truncus superior	J2_D_HK_17-19	J2_D_HK_17-19
Truncus medius	J2_D_HK_17-19	J2_D_HK_17-19
Truncus inferior	J2_D_HK_17-19	J2_D_HK_17-19
Fasciculus posterior	J2_D_HK_17-19	J2_D_HK_17-19
Fasciculus medialis	J2_D_HK_17-19	J2_D_HK_17-19
Fasciculus lateralis	J2_D_HK_17-19	J2_D_HK_17-19
M. scalenus anterior	J1_E_Wirbelsäule, Stamm	J1_E_Wirbelsäule, Stamm
M. scalenus medius	J1_E_Wirbelsäule, Stamm	J1_E_Wirbelsäule, Stamm
M. scalenus posterior	J1_E_Wirbelsäule, Stamm	J1_E_Wirbelsäule, Stamm
M. splenius capitis	J1_E_Wirbelsäule, Stamm	J2_D_HK_01-03
M. splenius cervicis	J1_E_Wirbelsäule, Stamm	J2_D_HK_01-03
M. levator scapulae	J1_F_Schulter, Oberarm	J2_D_HK_01-03

## Vorhandene Karten zum Set: J2\_D\_HK\_14-16

Karten-Titel	erstmalig enthalten in	zuletzt enthalten in
A. mentalis	J2_D_HK_07-09	J2_D_HK_07-09
N. mandibularis	J2_D_HK_10.3	J2_D_HK_10.3
N. auriculotemporalis	J2_D_HK_07-09	J2_D_HK_07-09
Chorda tympani	J2_D_HK_10.3	J2_D_HK_10.3
N. petrosus major	J2_D_HK_10.3	J2_D_HK_11-13
N. maxillaris	J2_D_HK_10.3	J2_D_HK_10.3
Meatus nasi inferior	J2_D_HK_11-13	J2_D_HK_11-13
M. masseter	J2_D_HK_07-09	J2_D_HK_07-09
M. tensor veli palatini	J2_D_HK_04-06	J2_D_HK_04-06
M. levator veli palatini	J2_D_HK_04-06	J2_D_HK_04-06
Ggl. pterygopalatinum: Allgemein	J2_D_HK_11-13	J2_D_HK_11-13
Ggl. pterygopalatinum: Aufbau	J2_D_HK_11-13	J2_D_HK_11-13
Ggl. oticum: Allgemein	J2_D_HK_11-13	J2_D_HK_11-13
Ggl. oticum: Aufbau	J2_D_HK_11-13	J2_D_HK_11-13
JACOBSON'sche Anastomose	J2_D_HK_11-13	J2_D_HK_11-13
Ggl. submandibulare: Aufbau	J2_D_HK_11-13	J2_D_HK_11-13
Ggl. submandibulare: Allgemein	J2_D_HK_11-13	J2_D_HK_11-13
Foramen sphenopalatinum	J2_D_HK_10.2	J2_D_HK_10.2
Foramen mandibulae	J2_D_HK_10.2	J2_D_HK_10.2

# Vorhandene Karten zum Set: J2\_D\_HK\_22-23

Karten-Titel	erstmalig enthalten in	zuletzt enthalten in
A. facialis	J2_D_HK_07-09	J2_D_HK_17-19
Äste der A. facialis	J2_D_HK_07-09	J2_D_HK_17-19
A. lingualis	J2_D_HK_17-19	J2_D_HK_17-19
V. facialis	J2_D_HK_07-09	J2_D_HK_07-09
N. mylohyoideus	J2_D_HK_14-16	J2_D_HK_14-16
N. lingualis	J2_D_HK_14-16	J2_D_HK_14-16
Trigonum submandibulare	J2_D_HK_17-19	J2_D_HK_17-19
M. stylohyoideus	J2_D_HK_07-09	J2_D_HK_07-09
M. geniohyoideus	J2_D_HK_14-16	J2_D_HK_14-16
Ggl. submandibulare: Aufbau	J2_D_HK_11-13	J2_D_HK_14-16
Ggl. submandibulare: Allgemein	J2_D_HK_11-13	J2_D_HK_14-16
M. digastricus	J2_D_HK_07-09	J2_D_HK_17-19
M. genioglossus	J2_D_HK_14-16	J2_D_HK_14-16